

# Music Distant Learning Resources

*Pictures, videos, or other documentation of work, and questions can be sent to Mrs. Phillips at [phillca@richmond.k12.ga.us](mailto:phillca@richmond.k12.ga.us).*

Pick a song and practice the steady beat with someone at home. How many different ways can you find to show the beat?

Create a piece of music using body percussion: clap, snap, pat, and stomp different patterns. See if you can put the pattern to a song you know.

Use materials around your home to create a musical instrument.

Give your instrument a name.

What materials did you use to make your instrument?

How do you play your instrument?

What kind of music would you create with your instrument?

Find loud and quiet sounds in your house. Make a list of each.

Find high and low sounds in your house. Make a list of each.

Find things that are fast and slow in your house. Make a list of each.

Interview a family member about their favorite music. Some questions to ask:

Who is your favorite musician?

Where did you first hear it?

What do you like most about their music?

Have you ever seen your favorite musician in a concert?

Interview an adult family member about music. Some questions to ask:

Did you play an instrument?

How did you listen to music when you were a kid?


Did you have music in school? Do you remember what kind of songs you sang?


Did you play games, dance, or play instruments in music class?


Have a recital at home. Perform for a sibling or relative

Using movements we have learned in music class, make up a dance to a song.

Write a 16 beat rhythm using the notes you know, and perform it.

Kindergarten: (long / short-short) 

1<sup>st</sup> grade: 

2<sup>nd</sup> grade: 

3<sup>rd</sup> grade: 

4<sup>th</sup> and 5<sup>th</sup> grade: 

Listen to a piece of music that has no words. Draw a picture of what it makes you think or feel.

Listen to “Spring” by Antonio Vivaldi. Draw a picture to show what the music makes you think or feel. (One site where you can listen for free: <https://www.yourclassical.org>)

Watch a Line Rider video. Describe the music playing and tell about your favorite place where the movement reflects what the music sounds like.

Compose your own music at <https://danielx.net/composer/>

Go to <https://www.classicsforkids.com>. Click on the “Games” tab at the top and play one of the games.

Go to <https://musiclab.chromeexperiments.com> . Click on “Song Maker” and compose your own melody.

Go to <https://musiclab.chromeexperiments.com>. Click on “Rhythm” and compose a rhythm to accompany a song you can sing. Sing the song while the rhythm plays.

Go to <http://artsedge.kennedy-center.org/interactives/perfectpitch/> and play the instruments game.

Go to <https://www.musictechteacher.com> and click on the “Quizzes and Games” tab. Play some instrument games.

Go to <https://pbskids.org/games/music/> and play.

Go to <https://www.nyphilkids.org/games/main.phtml> and explore

Go to “Carnegie Hall: Young Person’s Guide to the Orchestra” and play <https://listeningadventures.carnegiehall.org>